

ACMEDA AWNINGS


# //KUMO SYSTEM

The KUMO awning boasts a smooth round fully enclosed cassette that contains very few components, making it easy to assemble and install.

## FEATURES

- / Manual or motorised system.
- / Tested to withstand winds up to 50km/h.
- / Can achieve up to 6m widths & 3m projection.
- / Die cast aluminium brackets and supports.
- / Stainless Steel fixings.
- / No visible screws
- / Colour matched components.
- / Enclosed cassette, protecting blind when not in use.
- / Offering between 5 to 85 degree inclination.
- / Patented design.

## COLOUR RANGE



Independently  
tested and  
approved by






# //UNIQUE ARM SYSTEM

The class performing DAT (Dynamic Arm Torsion) system design ensures optimum chain & fabric damage prevention. The awning arms open and close without touching fabric during operation. The DAT System features only stainless steel screws, bolts and pins and is the most advanced choice for your awnings.

## FEATURES

- / Strong and secure eight link stainless steel chain.
- / Outstanding mechanical performance.
- / Fabric damage prevention.
- / Teflon coated for marine grade protection.
- / Arms can be adjusted to tilt in single degree increments.




## KUMO

open



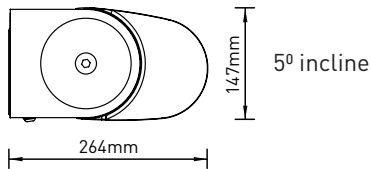
## KUMO

closed

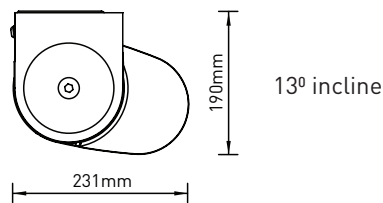


## FIXING DIMENSIONS

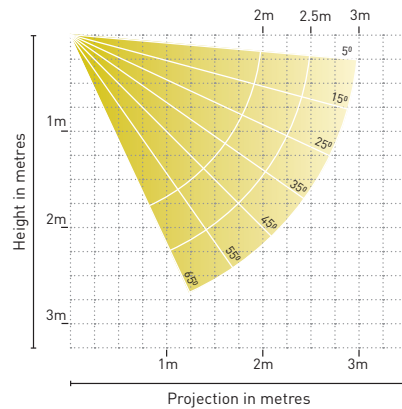
WALL FIX with arms folded



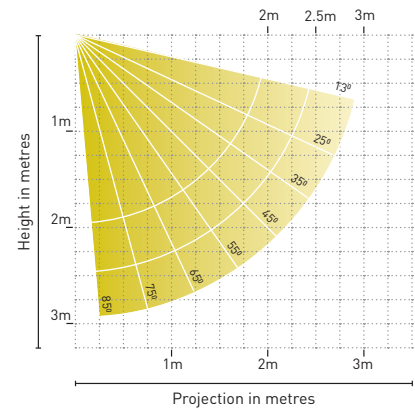
TOP FIX with arms folded



## ARM PROJECTION - wall fix



## ARM PROJECTION - top fix



YOUR ACMEDA AWNINGS SUPPLIER:

## MAX AWNING DIMENSIONS

Max width: 6m  
Max projection: 3m